

- Shrink Temperature
194°F (90°C)
- Versatile And Economical
Termination Solution
- Resists Common
Automotive Chemicals
- Easily Installs Over
Connectors And Splices
- Custom Printing Available

Put-Ups

Nominal Size	Part #	Unshrunk Diameter /mm	Shrunk Diameter /mm	Put-Ups		Available Colors	Lbs/ 100'
				Bulk Spool	Shop Spool		
1/2"	H4N0.50BK	12.0	3.0	200'	25'	Black (BK)	1.17
3/4"	H4N0.75BK	19.0	4.5	200'	25'	Black (BK)	2.75
1"	H4N1.00BK	25.4	7.0	200'	25'	Black (BK)	3.25
1 1/4"	H4N1.25BK	32.0	8.0	200'	25'	Black (BK)	4.00
1 1/2"	H4N1.50BK	38.0	9.5	200'	25'	Black (BK)	4.25



Cut Cleanly
Scissor

Material
Polyolefin

Grade
H4N

Economical 4/1 Heatshrink Tubing Shrinks To 1/4 its original diameter!

Heatshrink tubing is the ideal way to create a tight, professional finish on any wire, hose or cable management project. Once shrunk, the tubing will hold its reduced state even in elevated temperatures. The wide range of available colors and diameters makes Techflex Heatshrink Tubing a perfect solution for any termination application.

4:1 Heatshrink Tubing is the most versatile of the heatshrink products. The high shrink ratio ensures that the tubing will slip over large connectors or plugs and still provide a tight, professional seal.

■ **Colors Available:**
 Black (BK)



■ **Match the color of braided sleeving with our 4/1 Shrinkflex tubing and create a unified finished look.**

FLAMMABILITY

Moisture Absorption % *ASTM D-570* _____ 0.5
Flammability Rating _____ UL 224, VW-1

CHEMICAL RESISTANCE

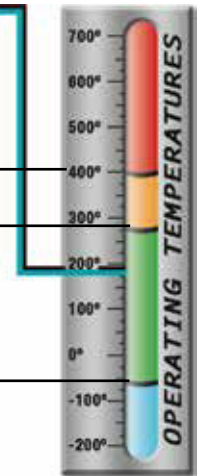
Corrosion *ASTM DTL-23053* _____ No Corrosion
Fluid Resistance (73°F/ 23°C 24 hrs.) _____ 1,000

Shrinks
194°F (90°C)


Melt Point
ASTM D-2117
392°F (200°C)


Maximum Continuous
Mil-I-23053
275°F (135°C)


Minimum Continuous
-67°F (-55°C)



www.techflex.com

 Measure the Shrinkflex® tubing to length and cut with a scissor. The thickness of your bundle, as well as the desired final appearance, will determine the length of the tubing you cut. Generally, a piece 1 1/2" - 2" long will accommodate almost any need. Single wires, or smaller bundles, require shorter pieces.

 Slip the Shrinkflex® tubing over the bundle and position it so that both the sleeved and unsleeved portions are sufficiently covered. Notice the small pieces of tubing installed on single wires as part of a color coding system. If your project requires multiple operations, always work up from the smallest to the largest bundle.

 Gently apply heat to Shrinkflex® tubing from a heat gun, hair dryer or torch with an appropriate attachment. Keep the heat source far enough away so that hot metal or direct flame does not come in contact with the tubing, wires or sleeving. Move the heat around the bundle to prevent damaging the sleeving and to ensure that all areas of the tubing have been shrunk. Once cooled, your installation is complete.

PHYSICAL PROPERTIES

Recommended Cutting _____ Scissors
Stock Colors _____ 1
Tensile Strength PSI *ASTM D-638* _____ 1,500
Elongation % *ASTM D-638* _____ 200
Specific Gravity *ASTM D-792* _____ 1.35
Low Temperature flex (-67°F/-55°C) _____ No Cracking
MIL-DTL-23053
Heat Shock (482°F/250°C) _____ No Cracking
MIL-DTL-23053
Heat Resistance (347°F/175°C, 168 Hrs.) _____ 100
ASTM D-638
Secant Modulus PSI *ASTM D-882* _____ 25,000
Longitudinal Change % *MIL-DTL-23053* _____ +5
Dielectric Strength (volts/mil) *ASTM D-876* _____ 500
Volume Resistivity (ohm-cm) *ASTM D-876* _____ 1.0 x 10¹⁴